

Visual Art

intro to art


one
credit

HearLocke Studio
Instructors Elizabeth Schilling
Celeste Brown, Aemelia Woodruff

welcome

to intro to art

In this class you will learn how to creatively problem solve and tackle artistic challenges, while learning life long skills such as persistence, reflection, observation, and self critique. As this is an introductory class you will begin the course with learning the basics and tackling new medias and more challenging techniques as the year progresses. This course will set you up for a great foundation of skills to help you in higher level courses.



expectations



be on time



bring your pencil and sketchbook each day



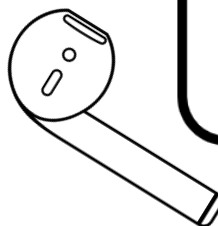
help with clean up daily
(even if it's not your mess!)



respect yourself, your peers
(this includes opinions and property!)
and studio staff & property



take responsibility for your own learning
ie. ask for help on techniques or ideas,
stay focused during work time given




Cellphones are permitted for picture reference.

You are allowed to listen to music with headphones only during "student work time". You are not allowed to listen during presentations, demos, or any group instruction time.

Airpods may not be worn during instruction. Please remove them from your ears.

Misuse of cell phones or headphones will result in loss of privilege.

cell phone policy



grades

and how they're weighted

20%

FORMATIVE

Do you put forth a consistent, solid effort in class? Do you keep your eyes open & your head off your desk? Do you ask questions & power through, trying your best when challenged? Effort, after all, not talent is the single most important quality of an artist.

Do you come to class on time? Are you here mentally as well as physically? Did you miss a class period? If it was excused & any work done that day was made up, then no problem! If not, the hour can be made up on your own time.

80%

SUMMATIVE

DO YOU COMPLETE YOUR WORK & SUBMIT IT FOR GRADING?

DO YOU INVEST SOLID EFFORT EVEN IF IT'S OUT OF YOUR COMFORT ZONE OR DEMANDS TECHNIQUE YOU'RE NOT USED TO?

EVERY PROJECT IS EVALUATED BASED ON THE FOLLOWING:



planning
 originality and creativity
 elements of design
 craftsmanship
 effort and focus
 specific criteria for the project

93-100
 90-92
 87-89
 83-86
 80-82
 77-79
 73-76
 70-72
 68-69
 66-67
 65
 0-64

A
 A-
 B+
 B
 B-
 C+
 C
 C-
 D+
 D
 D-
 F

commonly asked questions

*I know I can do better...
 can I resubmit work?*

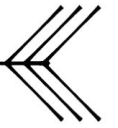
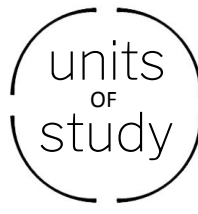
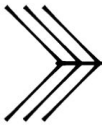
We learn more from our mistakes than we do from our successes, and a willingness to admit we have room to grow is the hallmark of any great artist. If you get a grade back you're not happy with, don't stress out - simply consider its critique or ask for help, then resubmit! Even an 'F' can jump to an 'A' if you're willing to give it the time and effort it demands!

*Do I lose points for
 late work?*

No. BUT...If late work is submitted late, it CANNOT be resubmitted for full or even more credit. If, however, you are working hard yet have only a partially completed project, submit it anyway! You may get a low grade, BUT, if you submit a project, even an unfinished one on the due date, you can get it critiqued & have the option to still resubmit for full credit. In other words, it's ALWAYS better to submit something rather than nothing at all.

*I'm not the best artist...
 will I struggle?*

Artistic skill can be learned. No one enters a math class expecting to receive a grade for what they already know & an 'F' if they don't understand the next semester's worth of material they haven't yet heard about. In art class, one is graded on the application of fundamentals covered in class & their work ethic, NOT personal style or skill level.



Masters in the World of Art History

We will learn about 19 famous artists and create art activities in each of the various styles that made these artists famous. By doing art activities that are related to the artists, your skills of observing, thinking, and creating will increase. We will study biographies, participate in activities, evaluations, a bibliography, use the art glossary included with our book, and extended activities to further enrich your understanding of artists and their art.

Alexander S. Calder

Mary Cassatt

Paul Cezanne

Marc Chagall

Albrecht Durer

Edward Hicks

Winslow Homer

Dorothea Lange

Henri Matisse

Claude Monet

Henry Moore

Anna Mary Robertson Moses

Georgia O'Keeffe

Jackson Pollock

Rembrandt

Georges Seurat

Vincent van Gogh

Frank Lloyd Wright

Use the elements of art (line, color, form, shape, texture, value, and space) and principles of design (rhythm , balance, contrast, movement, center of interest, and repetition)to develop multiple approaches to create art.

Shape a personal artistic vision using a contemporary practice of art and design.

Experiment and practice skills and knowledge of various art forms.

Understand legal consequences of appropriation, fair use, copyright, open source, social media, and creative commons as they apply to works of art and design.

Apply relevant criteria from cultural contexts to examine, reflect, and plan for works of art and design.

Document the process of developing ideas from early stages to fully elaborated ideas and originality

Explain how traditional and non-traditional materials used in art making may impact human health and the environment. Demonstrate safe handling of tools and equipment

Use multiple approaches to begin creative endeavors.

Apply relevant criteria from traditional and contemporary contexts to examine, reflect on and plan revisions for works of art and design in progress.

Be able to describe how knowledge of cultures, traditions,and history may influence personal responses to art.

Describe how an artist or culture uses social media(materials) to identify social, cultural o or political beliefs and actions.

Describe basic idea underlying major art movements and their historical periods and attribute works of art to specific artists, cultures, and movements.

Develop a personal artistic style in a portfolio or body of personal artwork, including an artist statement.

Understand how knowledge gained in other subjects can lead to the creative resolution of design challenges in the visual arts.

Critique personal artwork based on a thoughtful inquiry.

Reflect on personal critiques to improve current or future work.

Document and preserve personal works of art.

Discuss and explore necessary preparation for entering careers, college programs, exhibits, competitions, and pathways in the visual arts.



signature



Share this syllabus with your parents and let them know what you'll be up to this year, and return with your parent or guardian's signature as well as your own for extra credit. It's important to include your family in your education to ensure you get the help, reminders, and support you need to succeed.

your signature

your parent/guardian's signature